

SLK60P6L SLV/WHT 220 W - 255 W

Poly-Crystalline Solar Modules
Real World Tested • Globally Trusted

siliken



25 year
Linear
Power
Guarantee

- **Positive Power Tolerance +3/0%**
- **10 Year Workmanship Warranty**
- **25 Year Linear Power Guarantee**
- **Outstanding Low-Light Performance**
- **UL, TÜV and Intertek Certified**
- **High Performance Modules with Efficiency up to 15.7%**
- **MC4 or compatible connectors**



The Siliken module is rated first by Photon Laboratory for long term energy production. It generates 5.9% more power than the average value of all the modules studied and 12.4% more than the minimum value recorded.

Why Siliken?

- Our North America operation is built on a 10 year track record in the European markets.
- Our global success has established a solid foundation to service the long-term needs of the solar industry.
- With over 300 MW installed worldwide, we have built a respected brand by consistently providing a quality product with proven performance.
- Our investment in R&D illustrates our commitment to reduce costs and improve efficiencies.



Siliken Reliability

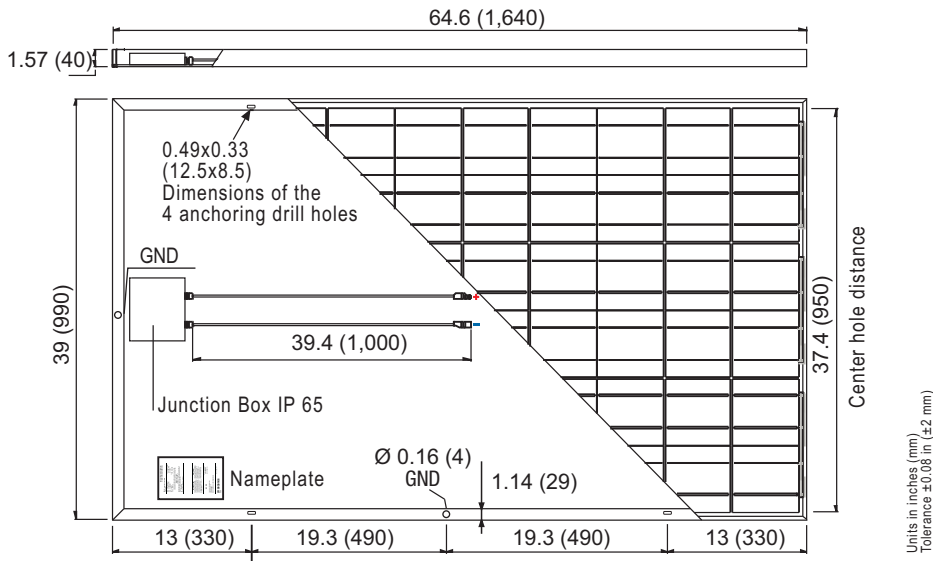
Siliken modules are certified according to UL and IEC standards. The high quality and reliability ensure the prompt return of investment for any PV installation, including residential, commercial or utility scale.

Each module goes through testing phases, including strict power production verification and resistance tests in radiation simulators. With innovative products and solutions successfully implemented around the world, Siliken is a recognized global leader in solar power.

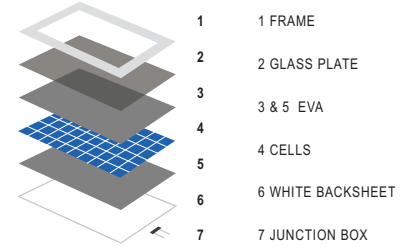


SLK60P6L SLV/WHT 220 W - 255 W

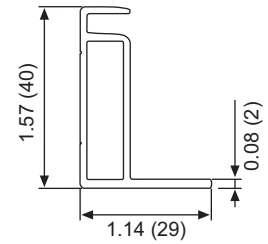
Poly-Crystalline Solar Modules



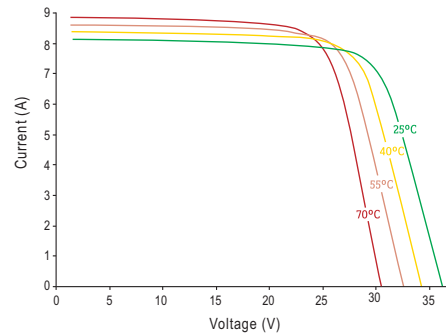
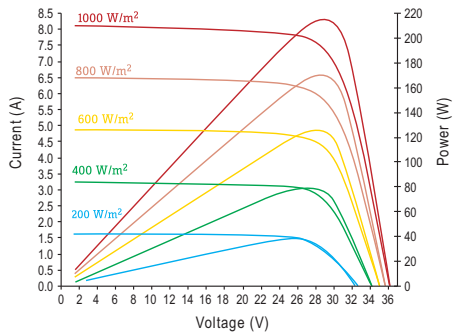
Construction Characteristics



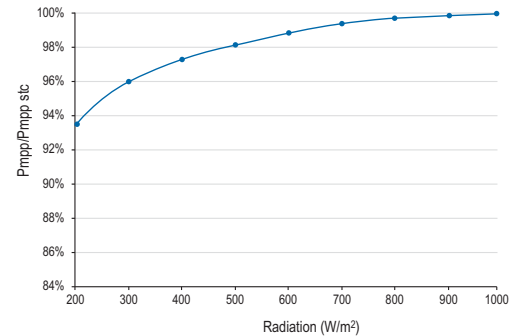
Frame Cross Section



SLK60P6L - 225W I-V and Pmax characteristics with a variety of radiation levels at 77°F (25°C) SLK60P6L - 225W I-V characteristics with a variety of cell temperatures at 92.94W/m² (1,000 W/m²)



Weak light performance at P_{mp} 77°F (25°C)
— Siliken module's average



Mechanical Data

Dimensions (LxWxD)	64.6 x 39 x 1.57 in (1640 x 990 x 40 mm)
Weight	41.9 lbs (19 kg)
Output Cables	RHW-2 symmetrical length cable 39.4 in (1 m) Multi-Contact connectors (MC4)
Junction Box	IP-65 rated with bypass diodes
Frame	Anodized aluminum of 15 microms of thickness type 6063 T6
Front Glass	0.125 in (3.2 mm) low iron tempered glass with high transmissivity
Solar Cells	60 Poly-crystalline cells 6 x 6 in (156 x 156 mm)

Electrical Data

Parameter	Symbol	220*	225*	230	235	240	245	250*	255*
Maximum power at STC (+3/0%)	P _{mp} (W)	220	225	230	235	240	245	250	255
Efficiency at STC	η (%)	13.6	13.9	14.2	14.5	14.8	15.1	15.4	15.7
Power per Unit Area	P _{SqFt} (Wp/SqFt)	12.6	12.9	13.2	13.4	13.7	14.0	14.3	14.6
Voltage at Maximum Power	V _{mp} (V)	29.2	29.3	29.5	29.5	29.6	29.6	29.8	29.8
Current at Maximum Power	I _{mp} (A)	7.54	7.68	7.79	7.97	8.12	8.27	8.39	8.56
Open Circuit Voltage	V _{oc} (V)	36.7	36.8	36.9	36.9	37.0	37.0	37.1	37.1
Short Circuit Current	I _{sc} (A)	8.10	8.20	8.32	8.47	8.61	8.75	8.91	9.02
Maximum Voltage UL	V _{max} (V) UL	600							
Temperature Coefficient of Pmp	T _k P _{mp} (%/°C)	-0.43							
Temperature Coefficient of Voc/Vmp	T _k V _{oc} /T _k V _{mp} (%/°C)	-0.356 / -0.500							
Temperature Coefficient of Isc/Imp	T _k I _{sc} /T _k I _{mp} (%/°C)	+0.062 / +0.030							
Normal Operating Cell Temperature	NOCT (°F)/(°C)	114.8±3.2 (46±2)							
Series Fuse Rating	A	15							
Bypass Diodes	A / V	15 / 40							
Reverse current test	A	15							

Values at Standard Test Conditions STC: Irradiance 92.94 W/m² (1,000 W/m²), Air Mass AM 1.5 and cell temperature 77°F (25°C)
* Subject to availability.

WARNING: Read the instruction manual carefully before using this product. NOTE: Siliken California Corp. reserves the right to modify this product without prior notice

Certifications

UL Listed and Intertek	UL ORD-C1703-01 / UL1703
Fire Rating	Class C
TÜV Certified	IEC 61215 / IEC 61730 / 61701 Salt Mist Corrosion
EC Declaration of conformity (CE Mark)	
CEC (California Energy Commission) Program Registered	
FSEC (Florida Solar Energy Center) PV Module Certification	
MCS Mark (Microgeneration Certification Scheme)	

Test Operating Conditions

Temperature	-40 °F to +185 °F (-40 °C to +85 °C)
Static Load	50 psf (2400 Pa)
Max Load	112.8 psf (5400 Pa)
Impact Resistance	Hailstone impact Ø1 in at 52 mph (Ø25 mm at 23 m/s)

Product Warranty

10 year limited warranty on materials and workmanship

25 Year Linear Power Guarantee

Year 1: 97% of rated output
Years 2-25: 0.7% p.a. reduction